




1F



Water Hose Removal and Installation

Removal

- 1) Drain engine coolant. 
- 2) Remove the air cleaner box. 
- 3) Remove the water hose. 

Installation

Install the water hose in the reverse order of removal.